

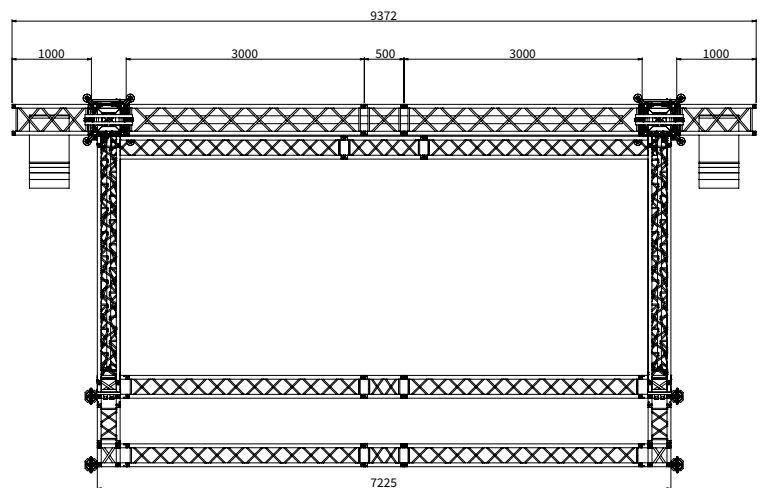


	6 x 4 meter
Max screen size	6 x 4 meter
Max PA size front	1.5 m ²
Max screen weight	1500 kg
Max PA Weight	2 x 250 kg
Max peak gust wind speed in-service	20 m/s (measured at 10m height)
Max peak gust wind speed out-of-service	27 m/s
Max peak gust during lifting	8 m/s
Ballast (if screen weight is 1500kg)	2 x 900 kg
Dimensions	See drawing
Trusses	M29S / M29T / M39S

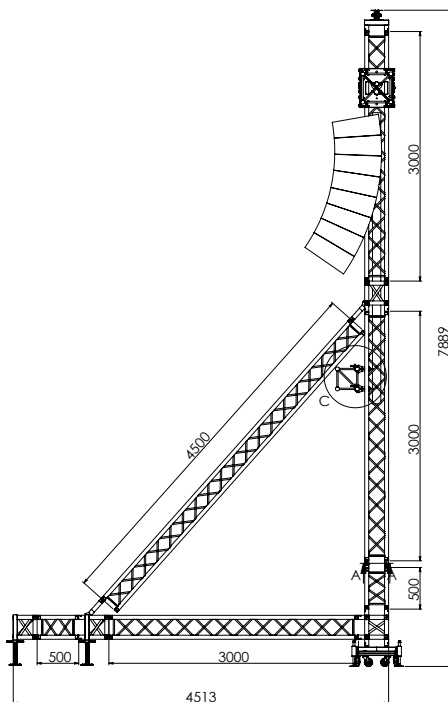
* Above data based on calculated set-up.
Other options are possible but need to be investigated on a case-by-case basis.

* Calculations per DIN-EN13814:2013 for WS 1-2 in-land in Germany.

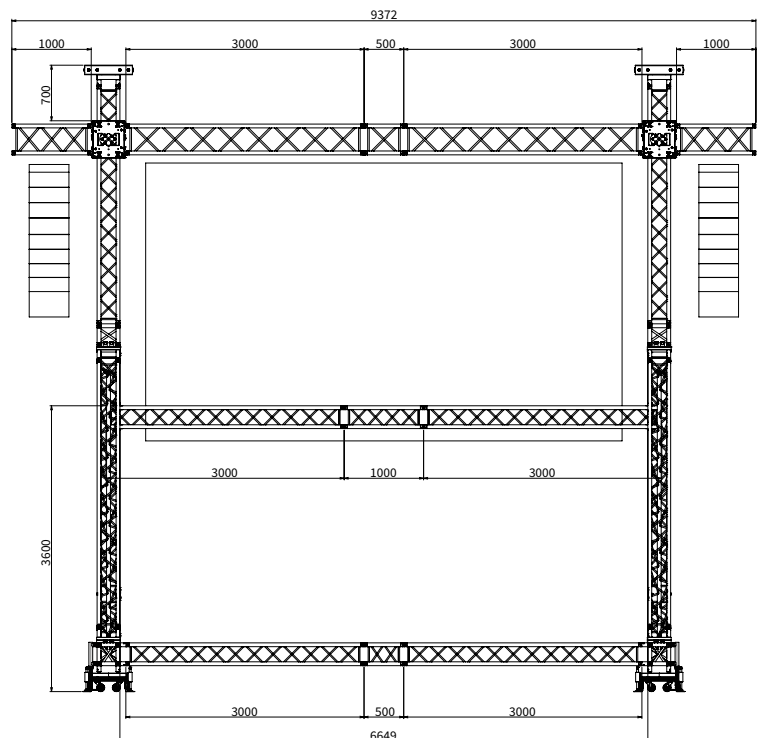
* Baubuch on request.



Top view



Right view



Back view