



VARI***LITE**

AURORA STRIP 4

DMX MAP

DMX MAPPING

The fixture can be operated by DMX controller. The following tables assumes a DMX start address of 1. When a different starting address is used, this address becomes channel 1 function and other functions follow in sequence.

TABLE 1. SSCC MODE 1 CELL (DEFAULT)

DMX CHANNEL	PARAMETER	DEFAULTS	RANGE DMX	DESCRIPTION
1	Intensity (High)	0	0 - 65535	16-bit Intensity (Dimmer) Control
2	Intensity (Low)			Main or Cell 1 depending on group selection
3	Strobe	0	0 - 255	Strobe S>>>>>F
			0 - 9	No Strobe Function - Shutter open
			10 - 99	Strobe S>>>>>F
			100 - 109	No Strobe Function - Shutter open
			110 - 179	Lighting Strobe S>>>>>F
			180 - 189	No Strobe Function - Shutter open
			190 - 255	Random Strobe S>>>>>F
4	Color Preset	0	0 - 255	Calibrated color presets 01 to 33 User definable color preset 01 to 20
			0 - 10	Channel OFF Color Mixing take priority
			11 - 14	Moroccan Pink
			15 - 18	Pink
			19 - 22	Flesh Pink
			23 - 26	Bright Rose
			27 - 30	Follies Pink
			31 - 34	Fuchsia Pink
			35 - 38	Surprise Pink
			39 - 42	Congo Blue
			43 - 46	Blue
			47 - 50	Virgin Blue
			51 - 54	Midnight Maya
			55 - 58	Double C.T Blue
			59 - 62	Slate Blue
			63 - 66	Regal Blue
			67 - 70	Full C.T Blue
			71 - 74	Steel Blue
			75 - 78	Lighter Blue
			79 - 82	Cyan
			83 - 86	Marine Blue
87 - 90	Soft Green			
91 - 94	Moss Green			
95 - 98	Green			
99 - 102	Fem Green			
103 - 106	JAS Green			
107 - 110	Pale Green			
111 - 114	Spring Yellow			

TABLE 1. SSCC MODE 1 CELL (DEFAULT)

DMX CHANNEL	PARAMETER	DEFAULTS	RANGE DMX	DESCRIPTION
4	Color Preset continued	0	115 - 118	Yellow
			119 - 122	Deep Amber
			123 - 126	Chrome Orange
			127 - 130	Orange
			131 - 134	Magenta
			135 - 138	Flame Red
			139 - 142	Purple
			143 - 146	User Preset 1
			147 - 150	User Preset 2
			151 - 154	User Preset 3
			155 - 158	User Preset 4
			159 - 162	User Preset 5
			163 - 166	User Preset 6
			167 - 170	User Preset 7
			171 - 174	User Preset 8
			175 - 178	User Preset 9
			179 - 182	User Preset 10
			183 - 186	User Preset 11
			187 - 190	User Preset 12
			191 - 194	User Preset 13
			195 - 198	User Preset 14
199 - 202	User Preset 15			
203 - 206	User Preset 16			
207 - 210	User Preset 17			
211 - 214	User Preset 18			
215 - 218	User Preset 19			
219 - 222	User Preset 20			
223 - 255	Channel OFF Color Mixing take priority			
5	Control Channel	0	0 - 255	Control Channel used for full fixture settings, lamp controls, and miscellaneous modes. Set discrete value of desired effect, wait >3 seconds, then set value to 0 (Idle). **Function does not require 3 Second rule to active, setting output to value will automatically activate function
			0 - 5	Idle (Default)
			6 - 10	Full Luminaire ReCal - Also Used to Wake fixture up from shutdown
			11 - 15	Fixture Shutdown
			16 - 20	Reserved Values
			21 - 25	Display - Menu ON
			26 - 30	Display - Menu OFF
			31 - 35	Tungsten Dimming On**
			36 - 40	Tungsten Dimming Off (Default)**
			41 - 45	Dimming Curve Linear**
			46 - 50	Dimming Curve S-Curve**
			51 - 55	Dimming Curve Square Law (Default)**
			56 - 60	Reserved
			61 - 65	Dimmer Snap On**

TABLE 1. SSCC MODE 1 CELL (DEFAULT)

DMX CHANNEL	PARAMETER	DEFAULTS	RANGE DMX	DESCRIPTION
5	Control Channel continued	0	66 - 70	Dimmer Snap Off (Default)**
			71 - 90	Reserved Values
			91 - 95	Color Calibration on
			96 - 100	Color Calibration off (Default)
			101 - 150	Reserved Values
			151 - 155	Record User Color Preset**
			156 - 160	Cell Direction Normal
			161 - 165	Cell Direction Flipped
			166 - 170	Reserved Values
			171 - 175	Reset fixture to default
176 - 255	Reserved Values			
6	Cyan (High)	0	0 - 65535	Cyan Color Level Control 0 - 100% Saturation 6 Color LED array auto adjust to meet Cyan / mixed color point of full available color spectrum
7	Cyan (Low)			
8	Yellow (High)	0	0 - 65535	Yellow Color Level Control 0 - 100% Saturation 6 Color LED array auto adjust to meet Yellow / mixed color point of full available color spectrum
9	Yellow (Low)			
10	Magenta (High)	0	0 - 65535	Magenta Color Level Control 0 - 100% Saturation 6 Color LED array auto adjust to meet Magenta / mixed color point of full available color spectrum
11	Magenta (Low)			
12	CCT	75	0 - 250	Variable color temperature control channel Channel works Independent of color mixing channel and will adjust all mixed color from selected color temperature level. Values stated below are a for guidance only channel should be mapped in such away that channel level runs variable from 0 - 250
			0	1800K
			25	2700K
			50	3000K
			75	3200K (Default)
			100	4000K
			125	4500K
			150	5000K
			175	5600K
			200	6500K
			225	8000K
			250	10000K
			250 - 255	Reserved Hold 10000K

TABLE 2. SSCC MODE 4-CELL SELECTED, ADDITIONAL CHANNELS ADDED

DMX CHANNEL	PARAMETER	DEFAULTS	RANGE DMX	DESCRIPTION
GROUP 2				
15	Cyan (High)	0	0 - 65535	Cyan Color Level Control 0 - 100% Saturation 6 Color LED array auto adjust to meet Cyan / mixed color point of full available color spectrum
16	Cyan (Low)			
17	Yellow (High)	0	0 - 65535	Yellow Color Level Control 0 - 100% Saturation 6 Color LED array auto adjust to meet Yellow / mixed color point of full available color spectrum
18	Yellow (Low)			
19	Magenta (High)	0	0 - 65535	Magenta Color Level Control 0 - 100% Saturation 6 Color LED array auto adjust to meet Magenta / mixed color point of full available color spectrum
20	Magenta (Low)			
21	CCT	75	0 - 250	Variable color temperature control channel Channel works Independent of color mixing channel and will adjust all mixed color from selected color temperature level. Values stated below are a for guidance only channel should be mapped in such away that channel level runs variable from 0 - 250
			0	1800K
			25	2700K
			50	3000K
			75	3200K (Default)
			100	4000K
			125	4500K
			150	5000K
21	CCT continued	75	175	5600K
			200	6500K
			225	8000K
			250	10000K
			250 - 255	Reserved Hold 10000K
22	Intensity 3 (High)	0	0 - 65535	16-bit Intensity (Dimmer) Control 0 - 100% Output
23	Intensity 3 (Low)			
GROUP 3				
24	Cyan (High)	0	0 - 65535	Cyan Color Level Control 0 - 100% Saturation 6 Color LED array auto adjust to meet Cyan / mixed color point of full available color spectrum
25	Cyan (Low)			
26	Yellow (High)	0	0 - 65535	Yellow Color Level Control 0 - 100% Saturation 6 Color LED array auto adjust to meet Yellow / mixed color point of full available color spectrum
27	Yellow (Low)			
28	Magenta (High)	0	0 - 65535	Magenta Color Level Control 0 - 100% Saturation 6 Color LED array auto adjust to meet Magenta / mixed color point of full available color spectrum
29	Magenta (Low)			

TABLE 2. SSCC MODE 4-CELL SELECTED, ADDITIONAL CHANNELS ADDED

DMX CHANNEL	PARAMETER	DEFAULTS	RANGE DMX	DESCRIPTION
30	CCT	75	0 - 250	Variable color temperature control channel Channel works Independent of color mixing channel and will adjust all mixed color from selected color temperature level. Values stated below are a for guidance only channel should be mapped in such away that channel level runs variable from 0 - 250
			0	1800K
			25	2700K
			50	3000K
			75	3200K (Default)
			100	4000K
			125	4500K
			150	5000K
			175	5600K
			200	6500K
			225	8000K
			250	10000K
			250 - 255	Reserved Hold 10000K
31	Intensity 4 (High)	0	0 - 65535	16-bit Intensity (Dimmer) Control 0 - 100% Output
32	Intensity 4 (Low)			
GROUP 4				
33	Cyan (High)	0	0 - 65535	Cyan Color Level Control 0 - 100% Saturation 6 Color LED array auto adjust to meet Cyan / mixed color point of full available color spectrum
34	Cyan (Low)			
35	Yellow (High)	0	0 - 65535	Yellow Color Level Control 0 - 100% Saturation 6 Color LED array auto adjust to meet Yellow / mixed color point of full available color spectrum
36	Yellow (Low)			
37	Magenta (High)	0	0 - 65535	Magenta Color Level Control 0 - 100% Saturation 6 Color LED array auto adjust to meet Magenta / mixed color point of full available color spectrum
38	Magenta (Low)			
39	CCT	75	0 - 250	Variable color temperature control channel Channel works Independent of color mixing channel and will adjust all mixed color from selected color temperature level. Values stated below are a for guidance only channel should be mapped in such away that channel level runs variable from 0 - 250
			0	1800K
			25	2700K
			50	3000K
			75	3200K (Default)
			100	4000K
			125	4500K
			150	5000K
			175	5600K
			200	6500K
			225	8000K
			250	10000K
			250 - 255	Reserved Hold 10000K

TABLE 3. SQCC MODE

DMX CHANNEL	PARAMETER	DEFAULTS	RANGE DMX	DESCRIPTION
1	Intensity (High)	0	0 - 65535	16-bit Intensity (Dimmer) Control 0 - 100% Output
2	Intensity (Low)			
3	Strobe	0	0 - 255	Strobe S>>>>>F
			0 - 9	No Strobe Function - Shutter open
			10 - 99	Strobe S>>>>>F
			100 - 109	No Strobe Function - Shutter open
			110 - 179	Lighting Strobe S>>>>>F
			180 - 189	No Strobe Function - Shutter open
			190 - 255	Random Strobe S>>>>>F
4	Color Preset	0	0 - 255	Calibrated color presets 01 to 33 User definable color preset 01 to 20
			0 - 10	Channel OFF Color Mixing take priority
			11 - 14	Moroccan Pink
			15 - 18	Pink
			19 - 22	Flesh Pink
			23 - 26	Bright Rose
			27 - 30	Follies Pink
			31 - 34	Fuchsia Pink
			35 - 38	Surprise Pink
			39 - 42	Congo Blue
			43 - 46	Blue
			47 - 50	Virgin Blue
			51 - 54	Midnight Maya
			55 - 58	Double C.T Blue
			59 - 62	Slate Blue

TABLE 3. SQCC MODE

DMX CHANNEL	PARAMETER	DEFAULTS	RANGE DMX	DESCRIPTION
4	Color Preset continued	0	63 - 66	Regal Blue
			67 - 70	Full C.T Blue
			71 - 74	Steel Blue
			75 - 78	Lighter Blue
			79 - 82	Cyan
			83 - 86	Marine Blue
			87 - 90	Soft Green
			91 - 94	Moss Green
			95 - 98	Green
			99 - 102	Fem Green
			103 - 106	JAS Green
			107 - 110	Pale Green
			111 - 114	Spring Yellow
			115 - 118	Yellow
			119 - 122	Deep Amber
			123 - 126	Chrome Orange
			127 - 130	Orange
			131 - 134	Magenta
			135 - 138	Flame Red
			139 - 142	Purple
			143 - 146	User Preset 1
			147 - 150	User Preset 2
			151 - 154	User Preset 3
			155 - 158	User Preset 4
			159 - 162	User Preset 5
			163 - 166	User Preset 6
			167 - 170	User Preset 7
			171 - 174	User Preset 8
			175 - 178	User Preset 9
			179 - 182	User Preset 10
			183 - 186	User Preset 11
			187 - 190	User Preset 12
			191 - 194	User Preset 13
195 - 198	User Preset 14			
199 - 202	User Preset 15			
203 - 206	User Preset 16			
207 - 210	User Preset 17			
211 - 214	User Preset 18			
215 - 218	User Preset 19			
219 - 222	User Preset 20			
223 - 255	Channel OFF Color Mixing take priority			

TABLE 4. SOCC MODE

DMX CHANNEL	PARAMETER	DEFAULTS	RANGE DMX	DESCRIPTION
1	Intensity (High)	0	0 - 65535	16-bit Intensity (Dimmer) Control 0 - 100% Output
2	Intensity (Low)			
3	Strobe	0	0 - 255	Strobe S>>>>>F
			0 - 9	No Strobe Function - Shutter open
			10 - 99	Strobe S>>>>>F
			100 - 109	No Strobe Function - Shutter open
			110 - 179	Lighting Strobe S>>>>>F
			180 - 189	No Strobe Function - Shutter open
190 - 255	Random Strobe S>>>>>F			
4	Color Preset	0	0 - 255	Calibrated color presets 01 to 33 User definable color preset 01 to 20
			0 - 10	Channel OFF Color Mixing take priority
			11 - 14	Moroccan Pink
			15 - 18	Pink
			19 - 22	Flesh Pink
			23 - 26	Bright Rose
			27 - 30	Follies Pink
			31 - 34	Fuchsia Pink
			35 - 38	Surprise Pink
			39 - 42	Congo Blue
			43 - 46	Blue
			47 - 50	Virgin Blue
			51 - 54	Midnight Maya
			55 - 58	Double C.T Blue
			59 - 62	Slate Blue
			63 - 66	Regal Blue
			67 - 70	Full C.T Blue
			71 - 74	Steel Blue
			75 - 78	Lighter Blue
			79 - 82	Cyan
			83 - 86	Marine Blue
			87 - 90	Soft Green
			91 - 94	Moss Green
			95 - 98	Green
			99 - 102	Fem Green
			103 - 106	JAS Green
			107 - 110	Pale Green
			111 - 114	Spring Yellow
			115 - 118	Yellow
			119 - 122	Deep Amber
			123 - 126	Chrome Orange
			127 - 130	Orange
			131 - 134	Magenta
135 - 138	Flame Red			
139 - 142	Purple			

TABLE 4. SOCC MODE

DMX CHANNEL	PARAMETER	DEFAULTS	RANGE DMX	DESCRIPTION
4	Color Preset continued	0	143 - 146	User Preset 1
			147 - 150	User Preset 2
			151 - 154	User Preset 3
			155 - 158	User Preset 4
			159 - 162	User Preset 5
			163 - 166	User Preset 6
			167 - 170	User Preset 7
			171 - 174	User Preset 8
			175 - 178	User Preset 9
			179 - 182	User Preset 10
			183 - 186	User Preset 11
			187 - 190	User Preset 12
			191 - 194	User Preset 13
			195 - 198	User Preset 14
			199 - 202	User Preset 15
			203 - 206	User Preset 16
			207 - 210	User Preset 17
			211 - 214	User Preset 18
			215 - 218	User Preset 19
			219 - 222	User Preset 20
223 - 255	Channel OFF Color Mixing take priority			
5	Control Channel	0	0 - 255	Control Channel used for full fixture settings, lamp controls, and miscellaneous modes. Set discrete value of desired effect, wait >3 seconds, then set value to 0 (Idle). **Function does not require 3 Second rule to active, setting output to value will automatically activate function
			0 - 5	Idle (Default)
			6 - 10	Full Luminaire ReCal - Also Used to Wake fixture up from shutdown
			11 - 15	Fixture Shutdown
			16 - 20	Reserved Values
			21 - 25	Display - Menu ON
			26 - 30	Display - Menu OFF
			31 - 35	Tungsten Dimming On**
			36 - 40	Tungsten Dimming Off (Default)**
			41 - 45	Dimming Curve Linear**
			46 - 50	Dimming Curve S-Curve**
			51 - 55	Dimming Curve Square Curve (Default)**
			56 - 60	Reserved
			61 - 65	Dimmer Snap On**
			66 - 70	Dimmer Snap Off (Default)**
			71 - 90	Reserved Values
			91 - 95	Color Calibration on
			96 - 100	Color Calibration off (Default)
			101 - 150	Reserved Values
			151 - 155	Record User Color Preset**
156 - 160	Cell Direction Normal			

TABLE 4. SOCC MODE

DMX CHANNEL	PARAMETER	DEFAULTS	RANGE DMX	DESCRIPTION
5	Control Channel Continued	0	161 - 165	Cell Direction Flipped
			166 - 170	Reserved
			171 - 175	Reset fixture to default
			176 - 255	Reserved
GROUP 1				
6	Red (High)	0	0 - 65535	Red Color Level Control 0 - 100% Saturation
7	Red (Low)			
8	Green (High)	0	0 - 65535	Green Color Level Control 0 - 100% Saturation
9	Green (Low)			
10	Blue (High)	0	0 - 65535	Blue Color Level Control 0 - 100% Saturation
11	Blue (Low)			
12	Amber (High)	0	0 - 65535	Amber Color Level Control 0 - 100% Saturation
13	Amber (Low)			
14	Lime (High)	0	0 - 65535	Lime Color Level Control 0 - 100% Saturation
15	Lime (Low)			
16	Cyan (High)	0	0 - 65535	Cyan Color Level Control 0 - 100% Saturation
17	Cyan (Low)			
SOCC MODE - 4 GROUP SELECTED - ADDITIONAL CHANNELS ADDED				
GROUP 2				
18	Red (High)	0	0 - 65535	Red Color Level Control 0 - 100% Saturation
19	Red (Low)			
20	Green (High)	0	0 - 65535	Green Color Level Control 0 - 100% Saturation
21	Green (Low)			
22	Blue (High)	0	0 - 65535	Blue Color Level Control 0 - 100% Saturation
23	Blue (Low)			
24	Amber (High)	0	0 - 65535	Amber Color Level Control 0 - 100% Saturation
25	Amber (Low)			
26	Lime (High)	0	0 - 65535	Lime Color Level Control 0 - 100% Saturation
27	Lime (Low)			
28	Cyan (High)	0	0 - 65535	Cyan Color Level Control 0 - 100% Saturation
29	Cyan (Low)			
GROUP 3				
30	Red (High)	0	0 - 65535	Red Color Level Control 0 - 100% Saturation
31	Red (Low)			
32	Green (High)	0	0 - 65535	Green Color Level Control 0 - 100% Saturation
33	Green (Low)			
34	Blue (High)	0	0 - 65535	Blue Color Level Control 0 - 100% Saturation
35	Blue (Low)			
36	Amber (High)	0	0 - 65535	Amber Color Level Control 0 - 100% Saturation
37	Amber (Low)			
38	Lime (High)	0	0 - 65535	Lime Color Level Control 0 - 100% Saturation
39	Lime (Low)			
40	Cyan (High)	0	0 - 65535	Cyan Color Level Control 0 - 100% Saturation
41	Cyan (Low)			

TABLE 4. SOCC MODE

DMX CHANNEL	PARAMETER	DEFAULTS	RANGE DMX	DESCRIPTION
GROUP 4				
42	Red (High)	0	0 - 65535	Red Color Level Control 0 - 100% Saturation
43	Red (Low)			
44	Green (High)	0	0 - 65535	Green Color Level Control 0 - 100% Saturation
45	Green (Low)			
46	Blue (High)	0	0 - 65535	Blue Color Level Control 0 - 100% Saturation
47	Blue (Low)			
48	Amber (High)	0	0 - 65535	Amber Color Level Control 0 - 100% Saturation
49	Amber (Low)			
50	Lime (High)	0	0 - 65535	Lime Color Level Control 0 - 100% Saturation
51	Lime (Low)			
52	Cyan (High)	0	0 - 65535	Cyan Color Level Control 0 - 100% Saturation
53	Cyan (Low)			

TABLE 5. COLOR PRESETS

RANGE DMX	COLOR	RANGE DMX	COLOR
0 - 255	Calibrated color presets 01 to 33	115 - 118	Yellow
	User definable color preset 01 to 20	119 - 122	Deep Amber
0 - 10	Channel OFF Color Mixing take priority	123 - 126	Chrome Orange
11 - 14	Moroccan Pink	127 - 130	Orange
15 - 18	Pink	131 - 134	Magenta
19 - 22	Flesh Pink	135 - 138	Flame Red
23 - 26	Bright Rose	139 - 142	Purple
27 - 30	Follies Pink	143 - 146	User Preset 1
31 - 34	Fuchsia Pink	147 - 150	User Preset 2
35 - 38	Surprise Pink	151 - 154	User Preset 3
39 - 42	Congo Blue	155 - 158	User Preset 4
43 - 46	Blue	159 - 162	User Preset 5
47 - 50	Virgin Blue	163 - 166	User Preset 6
51 - 54	Midnight Maya	167 - 170	User Preset 7
55 - 58	Double C.T Blue	171 - 174	User Preset 8
59 - 62	Slate Blue	175 - 178	User Preset 9
63 - 66	Regal Blue	179 - 182	User Preset 10
67 - 70	Full C.T Blue	183 - 186	User Preset 11
71 - 74	Steel Blue	187 - 190	User Preset 12
75 - 78	Lighter Blue	191 - 194	User Preset 13
79 - 82	Cyan	195 - 198	User Preset 14
83 - 86	Marine Blue	199 - 202	User Preset 15
87 - 90	Soft Green	203 - 206	User Preset 16
91 - 94	Moss Green	207 - 210	User Preset 17
95 - 98	Green	211 - 214	User Preset 18
99 - 102	Fem Green	215 - 218	User Preset 19
103 - 106	JAS Green	219 - 222	User Preset 20
107 - 110	Pale Green	223 - 255	Channel OFF Color Mixing take priority
111 - 114	Spring Yellow		

TABLE 6. CCT CHANNEL

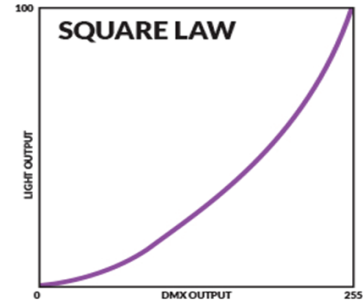
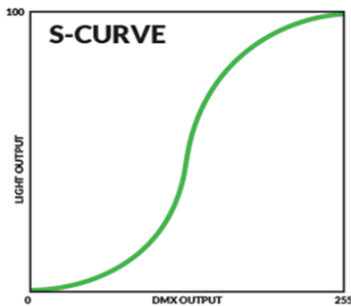
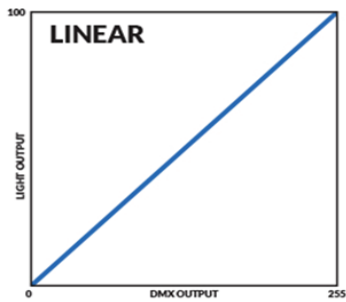
DMX CHANNEL	DEFAULT	RANGE DMX	FUNCTION
CTO	75	0 - 250	Variable color temperature control channel Channel works independent of color mixing channel and will adjust all mixed color from selected color temperature level. Values stated below are a for guidance only channel should be mapped in such away that channel level runs variable from 0 - 250
		0	1800k
		25	2700K
		50	3000K
		75	3200K (Default)
		100	4000K
		125	4500K
		150	5000K
		175	5600K
		200	6500K
		225	8000K
		250	10000K
		250 - 255	Reserved Hold 10000K

TABLE 7. CONTROL CHANNEL

RANGE DMX	ITEMS	DESCRIPTION	POWER CYCLE RULES	FUNCTION SELECTION VIA UI
0 - 255	Control Channel	Control Channel used for full fixture settings, lamp controls, and miscellaneous modes. Set discrete value of desired effect, wait >3 seconds, then set value to 0 (Idle). **Function does not require 3 Second rule to active, setting output	N/A	N/A
0 - 5	Idle (Default)	Default value used as return point to activate all control functions	N/A	N/A
6 - 10	Full Luminaire ReCal -	Recalibrates all mechanical functions and sensor with in the fixture. Also Used to Wake fixture up from shutdown	N/A	
11 - 15	Fixture Shutdown	Shuts down all fixture output and turns off all fans - fixture is activated by power cycle or ReCal command	If fixture is powered down then up fixture will auto wake and not startup in Shutdown Mode	N/A
16 - 20	Reserved Values		N/A	N/A
21 - 25	Display - Menu ON	Switches UI display backlight on remotely - Display will Time out from on after 5 mins	N/A	N/A
26 - 30	Display - Menu OFF		N/A	N/A
31 - 35	Tungsten Dimming On**	Remote switches Tungsten Dimming color shift on	Holds setting on power cycle	Yes
36 - 40	Tungsten Dimming Off (Default)**	Remote switches Tungsten Dimming color shift off	Holds setting on power cycle	Yes
41 - 45	Dimming Curve Linear**	Selects Linear Dimming Curve, Also Used to Wake fixture up from shutdown	Holds setting on power cycle	Yes
46 - 50	Dimming Curve S-Curve**	Selects S-Law Dimming Curve	Holds setting on power cycle	Yes
51 - 55	Dimming Curve Square Law (Default)**	Selects Square -Law Dimming Curve	Holds setting on power cycle	Yes
56 - 60	Reserved Values			
61 - 65	Dimmer Snap On**	Allows for fastest output changes between levels but reduces smoothness dimming LED	Holds setting on power cycle	Yes

TABLE 7. CONTROL CHANNEL

RANGE DMX	ITEMS	DESCRIPTION	POWER CYCLE RULES	FUNCTION SELECTION VIA UI
66 - 70	Dimmer Snap Off (Default)**	Ensures all fades between output levels remain smooth and flicker free limits fast instant snaps between levels	Holds setting on power cycle	Yes
71 - 90	Reserved Values		N/A	N/A
91 - 95	Color Calibration on	Turns Color calibration on for fixture to fixture color matching on all mixed and preset colors between fixtures limits highest output and max saturation on some colors	Holds setting on power cycle	Yes
96 - 100	Color Calibration off (Default)	Turns Color calibration off fixtures may not match fixture to fixture limits fast instant snaps between levels	Holds setting on power cycle	Yes
101 - 150	Reserved Values		N/A	N/A
151 - 155	Record User Color Preset**	Takes Current Color mixing values and stores to next available blank User color preset - if preset listing are full preset will not record. User will need to clear preset via fixture UI	N/A	N/A
156 - 160	Cell Direction Normal	Cells operate in order 1, 2, 3, 4 in 4 pixel mode	Holds setting on power cycle	Yes
161 - 165	Cell Direction Flipped	Cells operate in order 4, 3, 2, 1 in 4 pixel mode	Holds setting on power cycle	Yes
166 - 170	Reserved		N/A	N/A
171 - 175	Reset fixture to default	Will reset all parameters to default with the exception of the Mx address, fixture mode and Pixel / Zone selection	N/A	Yes - Will reset DMX address, Mode
176 - 255	Reserved		N/A	N/A



TECHNICAL SUPPORT

GLOBAL 24HR TECHNICAL SUPPORT:

Call: +1 214 647 7880

entertainment.service@signify.com

NORTH AMERICA SUPPORT:

Call: 877-VARI-LITE (877-827-4583)

entertainment.service@signify.com

EUROPEAN CUSTOMER SERVICE CENTER:

Call: +31 (0) 543 542 531

entertainment.europe@signify.com

©2024 Signify Holding. All rights reserved.

All trademarks are owned by Signify Holding or their respective owners. The information provided herein is subject to change, without notice. Signify does not give any representation or warranty as to the accuracy or completeness of the information included herein and shall not be liable for any action in reliance thereon. The information presented in this document is not intended as any commercial offer and does not form part of any quotation or contract, unless otherwise agreed by Signify. Data subject to change.

AURORA STRIP 4 DMX MAP

DOCUMENT NUMBER:

64508-001

VERSION DATE:

MARCH 2024