

VI800 BeamLine

▶ Photometric Data

Luminaire specifications

Optical system: Plastic lens

Beam angle(50%): 3.5 degree(H)/5.5degree(L)

Field angle(10%): 5.5 degree(H)/10degree(L)

CRI: /

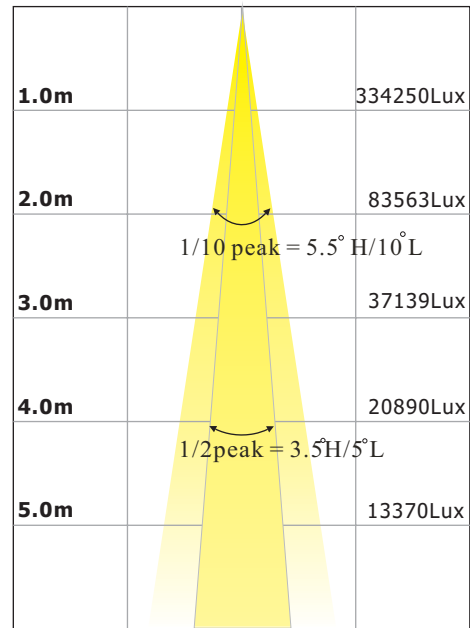
Illuminance

DISTANCE	1m	3m	5m	10m
COLOR	Lux	Lux	Lux	Lux
Red	75825	8425	3033	758
Green	116713	12968	4669	1167
Blue	22758	2529	910	228
White	159508	17723	6380	1595
RGBW	334250	37139	13370	3343

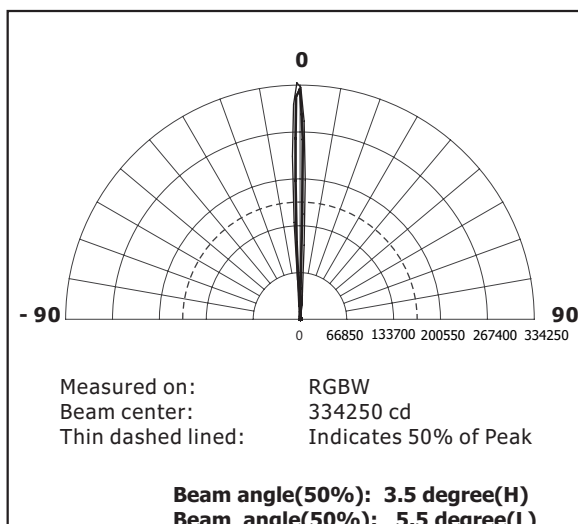
Light output

COLOR	Total (lumens)	Power(watts)	Efficacy(lm/W)
R	684	70	9.8
G	1054	95	11.1
B	206	83	2.5
W	1441	82	17.6
RGBW	3020	240	12.6

Full intensity in RGBW

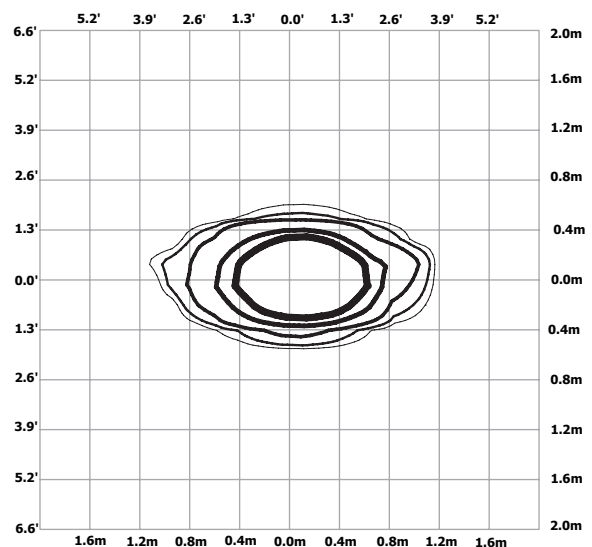


Light distribution



IES file is also available

Isolux diagram



At 10m distance

- 3% 100 lx
- 5% 167 lx
- 10% 334 lx
- 30% 1003 lx
- 50% 1672 lx